D-1186



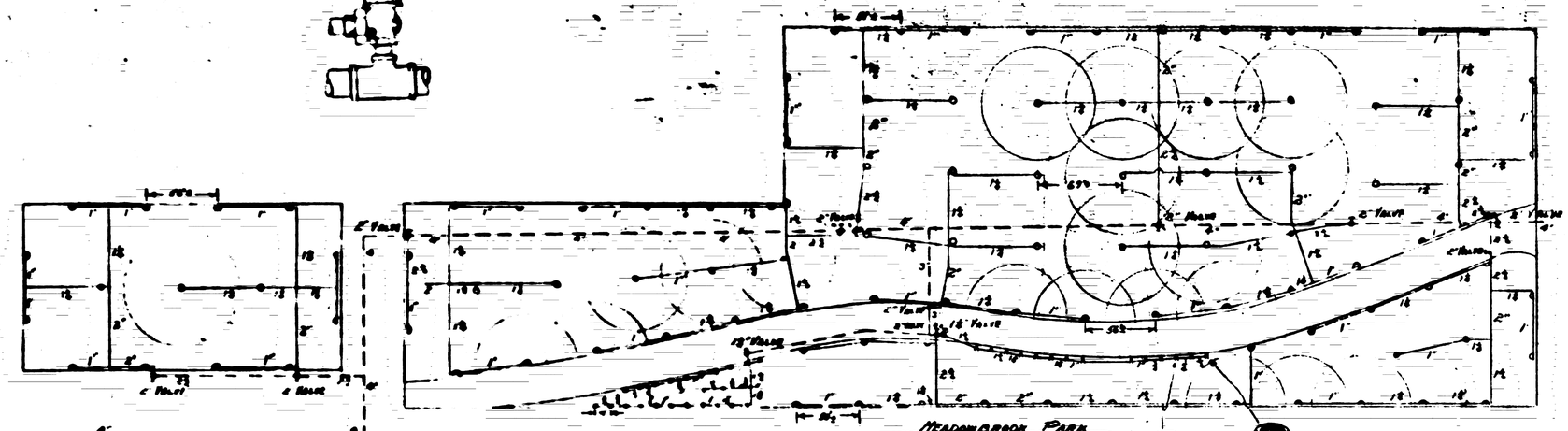

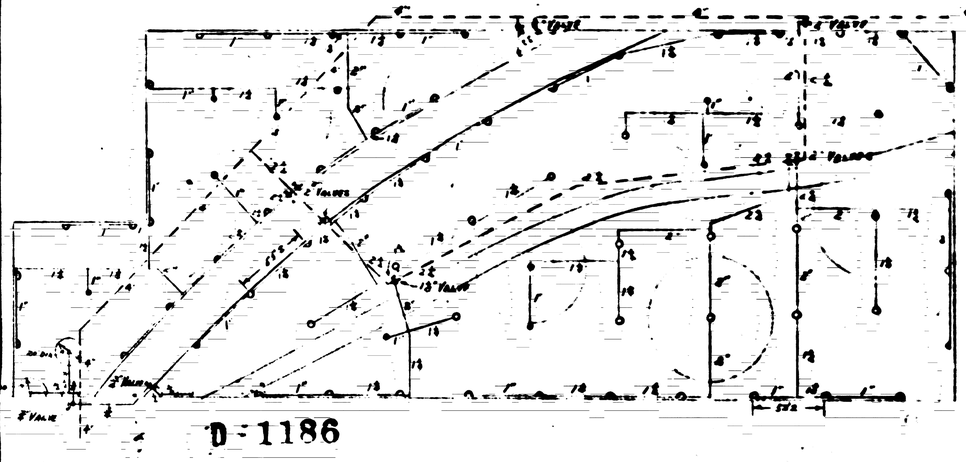

IMPORTANT NOTICE

THIS SYSTEM IS DESIGNED EXCLUSIVELY FOR THOMPSON SPRINKLER HEADS AND CONTROL VALVES AND IS NOT ASSUMED OR GUARANTEED TO BE SUITABLE FOR ANY OTHER TYPE OF EQUIPMENT.

THOMPSON MANUFACTURING CO.
ENGINEERING DEPARTMENT

D-1186

- 32 NO 18.5 UNDERGROUND ROTOR SPRINKLERS WITH 5.5 NOZZLE
- 16 NO 18.5 UNDERGROUND ROTOR SPRINKLERS WITH 7.5 NOZZLE
- 119 NO 18.5 UNDERGROUND VARIABLE-ARC ROTOR SPRINKLERS

MEADOWBROOK PARK

INSTALLATION PLAN OF

THOMPSON SPRINKLING SYSTEM

PREPARED FOR

CITY OF SAN BERNARDINO
SAN BERNARDINO, CAL.

SCALE 1 IN. = 50 FT WATER PRESSURE 75 LBS.
WATER METER — IN WATER SUPPLY LINE 4 IN.
THIS PLAN CALLS FOR THE USE OF

THOMPSON SPRINKLERS:

X- 6	NO. 165-B	FULL CIR.	HEADS
V- 42	NO. 140-12	1/2 CIR.	HEADS
	NO.		HEADS
	NO.		HEADS
	NO.		HEADS

THOMPSON ANGLE CONTROL VALVES:

3 SIZE 3/4	INCH	17 SIZE 2	INCH
1 SIZE 1 1/2	INCH	SIZE	INCH
2 SIZE 1 1/2	INCH	SIZE	INCH

THOMPSON VALVE SLEEVES 55
THOMPSON VALVE BLY. 1 SIZE 30 INCH
THOMPSON GRASS TRIMMER 1

THOMPSON MANUFACTURING CO.
OF LOS ANGELES
2251 E. SEVENTH ST. · LOS ANGELES, CALIF.

H 5-27-37

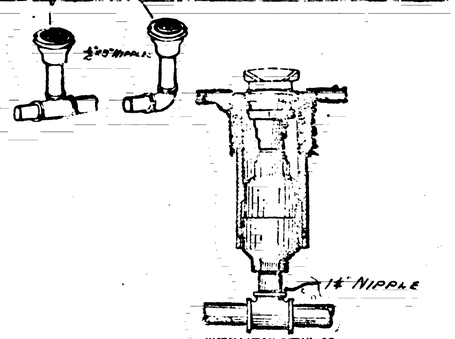

INSTALLATION DETAIL OF THOMPSON UNDERGROUND ROTOR SPRINKLER

D-1186

D-1186